

## Supercar Challenge - Race 2

2 - 4 October 2015  
Spa Francorchamps - 7004 mtr.

### Super GT Division Min 2,8 Kg per HP (driver included)

Pos	Nbr	Name / Entrant	Car	Gap	Diff	Total time	Fastest	In
1	181	Shahin-Engel Reiter Engineering	Lamborghini Gallardo R-EX	-- 21 laps --		1:00:21.401	2:19.841	21
2	101	Grouwels-Snoeks Team RaceArt	Dodge Viper GT3-R	10.946	10.946	1:00:32.347	2:18.289	8
3	106	Koebolt-Caransa DayVTec	Volvo S60 V8	11.109	0.163	1:00:32.510	2:24.724	20
4	110	Vandierendonck-van Hooydonk Shipex SRT Racing	Corvette	11.955	0.846	1:00:33.356	2:19.556	7
5	102	Henry Zumbrink Volvo Reede Racing by DayVTec	Volvo S60 V8	33.763	21.808	1:00:55.164	2:24.175	8
6	131	Storm-Bouwhuis Storm-Taq Point Motorsport	BMW Z4 GT3	1:07.275	33.512	1:01:28.676	2:23.494	11
7	174	Morcillo-Cintrano Neil Garner Motorsport	Mosler MT900R	1:08.508	1.233	1:01:29.909	2:24.651	12
8	171	Lequeux-Naveaux-Ueberecken Prime Racing	Ginetta Nissan LMP3	2:13.868	1:05.360	1:02:35.269	2:29.772	11
9	121	Köhler-Kuijjer Divitec Racing	Solution F V8	-- 20 laps --		1:01:14.737	2:28.080	19

### GTB Division Min. 3.7 Kg per HP (driver included)

Pos	Nbr	Name / Entrant	Car	Gap	Diff	Total time	Fastest	In
1	302	Marcel van Berlo Van Berlo Racing	Porsche 997 GT3	-- 21 laps --		1:02:34.046	2:31.509	16
2	305	Dontje-Kool DayVTec	Corvette GT4	8.548	8.548	1:02:42.594	2:28.391	9
3	343	Daan Meijer Lammertink Racing	Porsche 997 GT3	22.195	13.647	1:02:56.241	2:32.957	15
4	399	Lamster-Molenaar Euroseal / EMG Motorsport	Porsche 997 GT3	-- 20 laps --		1:00:41.379	2:28.278	9
5	369	Aart Bosman ABW Racing	Porsche 997 GT3	23.721	23.721	1:01:05.100	2:36.204	7
6	350	Donaldson-Clarke Intersport Racing	Porsche 997 GT3	29.147	5.426	1:01:10.526	2:32.188	8
7	309	Dirk Schulz Topper Team	Porsche 997 GT3	2:09.049	1:39.902	1:02:50.428	2:41.529	15



NOT CLASSIFIED		Classification Limit (75% of 21 laps) = 15 laps						
DNC	336	Simon Atkinson Backdraft Motorsport	Dodge Viper	11 laps		35:31.860	2:31.781	9
DNC	312	Verhelst-Verheyen GHK Racing (Speedlover)	Porsche 991	1 laps		3:13.095		0
DNC	351	Hayes-Lindsay Intersport Racing	Lamborghini Gallardo	1 laps		3:33.216		0
DNC	375	Ward Sluys Prodiexo Racing	BMW M4 Silhouette	0 laps				0

Fastest time : 2:18.289 in lap 8 by nbr. 101 : Team RaceArt (Dodge Viper GT3-R)

Results and Laptimes : [www.raceresults.nu](http://www.raceresults.nu)

Timekeeping by : RSTime by TimeService.nl

Publication-time

Clerk of the Course  Bobbe Veldkamp Lic: 10710	Steward	Timekeeper  Harald Roelse	
Page 1 of 2	Results remain provisional pending technical examination and decisions from the stewards of the meeting		

## Supercar Challenge - Race 2

2 - 4 October 2015  
Spa Francorchamps - 7004 mtr.

### Supersport Division Min 4,5 Kg per HP (driver included)

Pos	Nbr	Name / Entrant	Car	Gap	Diff	Total time	Fastest	In
1	402	Bogaerts-van der Aa European Staffing by JR Motorsport	BMW M3 E90 WTCC	-- 20 laps --		1:01:05.608	2:33.627	11
2	403	de Groot-de Graaf JR Motorsport	BMW 132 GTR	2.065	2.065	1:01:07.673	2:36.280	6
3	412	Eric van den Munckhof Munckhof Racing / vd Pas Racing	BMW Z4	7.567	5.502	1:01:13.175	2:35.656	17
4	420	de Borst-de Kleijn FEBO Racing Team / FMA	Seat Sport Leon Cup Racer	11.636	4.069	1:01:17.244	2:36.052	9
5	471	van Loon-van der Kooi Van der Kooi Racing	Lotus Exige	21.755	10.119	1:01:27.363	2:35.225	20
6	422	Dennis Houweling Ferry Monster Autosport	Seat Sport Leon Cup Racer	56.980	35.225	1:02:02.588	2:38.619	19
7	432	Neary-Short Rollcentre Racing	BMW M3 V8	1:24.038	27.058	1:02:29.646	2:34.264	14
8	444	Ronald van Loon BlueBerry Racing	BMW E46 M3	1:27.790	3.752	1:02:33.398	2:40.196	16
9	421	van Bellingen-van Rompuy EMG Motorsport	BMW WTCC	1:37.975	10.185	1:02:43.583	2:36.996	7
10	405	de Cock-DeJonghe Deldiche Racing	Lotus 2/11 GT4	1:51.605	13.630	1:02:57.213	2:37.575	6
11	452	Michael Smith PDS Racing	Seat Leon Supercoppa MKII	-- 18 laps --		57:35.425	2:42.993	11

### Sport Division Min. 5.6 Kg per HP (driver included)

Pos	Nbr	Name / Entrant	Car	Gap	Diff	Total time	Fastest	In
1	505	Voet-van den Broeck Traxx Racing	Peugot RCZ	-- 19 laps --		1:02:03.449	2:47.243	6
2	545	Niels Kool DayVTec	Renault Clio	1.354	1.354	1:02:04.803	2:49.995	17
3	546	Wiebe Wytzes EMG Motorsport	Renault Clio 3	23.084	21.730	1:02:26.533	2:48.318	10
4	513	Kim Troeijen AT Motorsport	Ford Focus Silhouette	34.247	11.163	1:02:37.696	2:50.527	12
5	525	Griffin-Bressington West Suffolk Racing	BMW E36 M3	42.281	8.034	1:02:45.730	2:49.558	19
6	504	Rob Nieman Spirit Racing	Renault Clio RS 2.0	-- 18 laps --		1:00:47.332	2:53.736	13
7	555	Bergsma-de Jong Van der Kooi Racing	Lotus Exige	-- 16 laps --		54:29.276	2:45.959	14

Car #525 20 sec penalty, Pit Stop not Valid



Car #405 10 sec penalty, Track Limits

Car #545 30 sec time addition, wrong reglement application

Fastest time : 2:18.289 in lap 8 by nbr. 101 : Team RaceArt (Dodge Viper GT3-R)

Results and Laptimes : [www.raceresults.nu](http://www.raceresults.nu)

Timekeeping by : RSTime by TimeService.nl

Clerk of the Course		Steward	Timekeeper	 Harald Roelse	
Bobbe Veldkamp Lic: 10710					
Page 2 of 2	Results remain provisional pending technical examination and decisions from the stewards of the meeting				